

# Spokes

Official Publication of the MG Car Club Western New York Centre

Volume 64 No. 8

Issue No. 761

September 2022



2022 MGCC WNY Motoring Challenge  
Destination # 06  
Alongside a Sunflower Field

# MG CAR CLUB WESTERN NEW YORK CENTRE

PO Box 92556, Rochester, New York 14692

Website: <https://mgcarclub.com>

*Spokes* is published monthly by the MG Car Club Western New York Centre as a benefit to its members. Please see the inside for a membership form. You may also join via the website. Current and past issues of SPOKES are available in Adobe PDF format on the website.

Articles reflect the opinion of the author. Articles are the property of MG Car Club Western New York Centre and may be reprinted by similar clubs providing the author and source is credited. It is requested that two copies of the republication, one for the author and one for our files, be forwarded to the editor of *Spokes*. No other use is permitted.

---

## EXECUTIVE OFFICERS and APPOINTEES

<b>CHAIRMAN</b>	Robert Welch	<a href="mailto:chairman@mgcarclub.com">chairman@mgcarclub.com</a>
<b>VICE CHAIRMAN</b>	George Heissenberger	<a href="mailto:vicechair@mgcarclub.com">vicechair@mgcarclub.com</a>
<b>SECRETARY</b>	Annabelle Tescione	<a href="mailto:secretary@mgcarclub.com">secretary@mgcarclub.com</a>
<b>TREASURER</b>	Frank Stepanik	<a href="mailto:treasurer@mgcarclub.com">treasurer@mgcarclub.com</a>
<b>ACTIVITIES</b>	Mike Robinson	<a href="mailto:events@mgcarclub.com">events@mgcarclub.com</a>
<b>TRUSTEE</b>	Paul Osborne	<a href="mailto:trustee1@mgcarclub.com">trustee1@mgcarclub.com</a>
<b>TRUSTEE</b>	Ted Hershey	<a href="mailto:trustee2@mgcarclub.com">trustee2@mgcarclub.com</a>
<b>SPOKES EDITOR</b>	Michael Goodwin	<a href="mailto:spokes@mgcarclub.com">spokes@mgcarclub.com</a>
<b>WEBMASTER</b>	Leon Zak	<a href="mailto:webmaster@mgcarclub.com">webmaster@mgcarclub.com</a>
<b>MEMBERSHIP</b>	Frank Stepanik	<a href="mailto:membership@mgcarclub.com">membership@mgcarclub.com</a>

### CARDS AND LETTERS

Nancy Chase  
689 Erie Station Road  
W. Henrietta, NY 14586  
(585) 334-6826

### CLUB HISTORIAN

Dave Wild  
[wagonjack@mgcarclub.com](mailto:wagonjack@mgcarclub.com)

### LIBRARIAN

Paul Osborne  
[librarian@mgcarclub.com](mailto:librarian@mgcarclub.com)

### CLUB REGALIA

Joe Bellizia  
[blitz7711@gmail.com](mailto:blitz7711@gmail.com)

### SPOKES ADVERTISING

Al Fink  
[alcycle@hotmail.com](mailto:alcycle@hotmail.com)

### SEND PHOTOS FOR

WEBSITE TO:  
[photos@mgcarclub.com](mailto:photos@mgcarclub.com)

#### **COVER:**

A collage of sunflower field photos from participants in the 2022 MGCC WNY Motoring Challenge. See pages 20 – 26 for more on the Challenge.

#### **SUBMISSIONS ARE WELCOME**

Deadline: One week and a day after a general meeting. Contact the editor for additional information. Send all correspondence and material via email to [spokes@mgcarclub.com](mailto:spokes@mgcarclub.com).

**MEETINGS** – Held the third Thursday of each month, except December, at the American Legion, 260 Middle Rd., Henrietta, NY 14467. Board Meetings are held in odd-numbered months and are open to all members. Contact the chairman regarding the scheduling of the next board meeting and to request your item to be added to the agenda, for either the general meeting or Board meeting.

## Contents

MG's Corner .....	4
Chairman's Corner .....	6
Vice-Chairman's Corner .....	7 - 9
July Meeting Minutes & Attendance.....	10 - 14
Wine Tour 2022 .....	15 - 17
American Legion Car Show .....	19
 (Are We?) Keeping the Battery Charged.....	28 - 30
2021 MGCC Winter Meeting Dinner at the L Square (Irondequoit) August 3 .....	31
A Note from Desi Super .....	27
Editorial Story .....	32 - 34
If it wasn't for YouTube... ..	36
Wil Salisbury .....	37
Sunshine Page.....	38
Regalia .....	39 - 42
Join/Renew .....	43
Classified Ads .....	44 - 45
and finally... <i>a bit of humor</i> .....	46

## Advertisers in *Spokes*



Finger Lakes  
Vintage & Sports Car



They support the MG Car Club,  
please support them.

## BRUDNO AWARD LIFE MEMBERS

Desi Benet ~ George Haynes ~ Alex Kopen ~ Joe Tierno ~ George & Nancy Herschell  
Gil & Betty Langswager ~ Richard & Bethel Powers ~ Dave & Barb Wild ~ Steve Fitch  
Jim Priestley ~ Wendy Dakin ~ Dave Chase ~ Wally Roworth ~ Doug & Laurie Scribner



### Add Your Name to the MGCC Endowed Scholarship Plaque

An engraved nameplate is added to the plaque in recognition of donations of \$30.00 or more (engraving fee is \$5.00). This plaque, created by Paul Heaney, is installed in the Monroe Community College Automotive Technology Department. A nameplate can be purchased in the name of the donor for a friend, or as a memorial. There is no requirement that donors of those honored through donations be members of the MG Car Club. If you wish to purchase a nameplate, send a check payable to MG Car Club to:

Frank Stepanik  
13 Fiora Drive  
Fairport, NY 14450

Please indicate exactly how the name should appear on the plaque.



## MG's Corner

By Spokes editor, Michael Goodwin

---

This month's *Spokes* is loaded with great writing and photos. As the editor now for two-and-a-half years, I've learned there's rarely a shortage of good material – our members aren't hesitant to pitch in for the success of *Spokes*! In a nicely-coincidental follow-up to last month's "Five Significant TDs..." article by Dan Suter, this month we have the delightful "Junior's Story" by Todd Black – the tale of the Blacks' 1954 (?) MG TD, nicknamed "Junior". Todd recalls childhood memories and continues an account of Junior's more recent activities.

George's Vice-Chair column this month has interesting info on dating your car's window glass by decoding the dots and marks in the etchings.

We have a nice collection of photos and short blurbs from a few gatherings (the Wine Tour, the


American Legion Car Show, and a more *impromptu* gathering at a cruise night and concert in Irondequoit).



***West Coast or Bust!***

We also have a commentary from Mike Robinson about his experience with YouTube, another big update from Susan Goodwin on the Motoring Challenge, (never too late to start!), and an article I've written about the solar battery charger system we installed in June/July at our Tiny House in California.

We'll find out if that charger has been keeping our MINI's battery charged up after we and the Zaks reach the west coast in our MGBs. Egad! We leave on Tuesday the 6<sup>th</sup>! Hope the old cars (and old folks) make it okay!

***SafetyFast!*** (and cross your fingers!)  **MG**

**KURT'S**  
*Garage*  
Since 1946

**DAN THIEL**

Owner

1315 HUDSON AVENUE  
ROCHESTER, NY 14621  
585-266-4992 • FAX 266-0942

dan@kurtsgarage.com



# Paul's Canvas



Marine / Auto and  
Outdoor  
Upholstery

Paul Osborne  
Lima, NY  
585-255-0531



## Slice of Heaven

Moss is the source of  
quality parts designed to  
preserve the spirit of true  
motoring excellence.

- KNOWLEDGEABLE  
TECHSUPPORT
- INDUSTRY-LEADING  
2-YEAR WARRANTY
- QUICK EAST & WEST  
COAST WAREHOUSES
- HELPFUL CUSTOMER SERVICE

800-667-7872

Visit us online at  
[MossMotors.com](http://MossMotors.com)



SPECIALTY AUTOMOTIVE PARTS SINCE 1948

## Chairman's Corner

By Bob Welch

---

We had about 30 members in attendance at our August meeting and membership is steady at 135.

Congratulations to long time members Bethel and Dick Powers on the occasion of their golden wedding anniversary! Several other members had anniversaries in August as well - see the minutes for details and happy anniversary to all.

This being peak sports car season, activities have been plentiful and varied and our membership's participation level is high. I'd like to extend a huge thank you to Dan Suter and George Haynes for organizing the roughly 70-mile driving tour through northern Wayne County on July 30th. We had 22 cars in total, most of which were sports cars. My son Pat served as my navigator again for this one. After a while he stopped calling out the turns and distances and I asked him why. He replied "just follow those guys". I had to remind him that reasoning got a whole group of drivers lost during a similar event last summer.

Mike Robinson, our hard working activities director is busy planning the Fall Foliage Tour, to take place October 22. Plans are also well underway for the December 17th Christmas / Holiday party at Eagle Vale Golf Club. This will be a don't-miss event as John Twist will join us as guest speaker.



*Bob Welch's '71 MGB GT and a 2013 Mini Cooper  
at Cars & Coffee August 28, 2022 (Photo by M. Goodwin)*

Closer to right now, many of our members will be at Watkins Glen for the Vintage Grand Prix and associated events, September 7 through 11.

Joe Bellizia has been stocking more regalia items (see elsewhere in Spokes). There is some really nice MGCC merchandise for sale at reasonable prices so please have a look and place your orders.

Safety Fast! On the business side of things, at the meeting after next we will be nominating our full slate of Club officers for 2023. We need at least 5 members to express interest in several open positions. Please give this some serious thought. MGCC Western New York will mark 65 years of continuous, active existence in 2023 and the club cannot exist or function without a full Board.

**RW**



## Vice Chairman's Corner

By George Heissenberger

---

Sorry I missed the deadline for the August Spokes. We also missed the August MGCC meeting. In mid-July Peggi and I joined another couple we know for a vacation in Maine. We drove and the weather was clear and sunny for our trip. We spent a week in the area around Wells ME, south of Portland, with time in Portland, Ogunquit and Kittery. Beaches, lighthouses, shopping and of course lobster! On our way back we spent a day in Portsmouth New Hampshire and I advise anyone to check it out, lots to see and do and a very walkable city. Although when we were there it was 90+ degrees and many of the historic homes we had planned to see including John Paul Jones's house were closed due to the heat. However, the Colonial Governor's mansion and Strawberry Banke was open (similar to Genesee Country Museum). We then spent the next day in Springfield Massachusetts touring five museums they have on a quad. You can see them all for one admission fee. We spent all day and saw all five museums. Fine arts, natural history, Asian art, Dr. Suess and one of my favorites was the Springfield historical museum. In it they had a collection of Indian motorcycles, Springfield-built Rolls Royces and Springfield armory-made rifles and pistols. Plus, if that were not enough, it was the home of the Granville Brothers in the 1930s with their Gee Bee race planes.

**Triplex Glass Dating-** There is lots of information on the internet about how to read the codes in Triplex glass. Here is a brief summary. This is useful to help date an old car or perhaps something that has no VIN. I have a hardtop purchased from Jeff and Sue Kath several years ago and I was able to date the glass to the last quarter of 1966. I also have a spare windshield I got from George Haynes many years ago and the codes were useful to confirm the date of manufacture of the glass is right for a 1973 MGB. It's important to note that reading the codes will give you the approximate date the glass was made and that can help date a car for which you don't have a VIN number for example, but it is only approximate as the glass may have been made in advance and stockpiled, or it may be a replacement glass added later.

Here is how to read Triplex Glass codes. There will be the words TRIPLEX and either LAMINATED or TOUGHENED. On windshields the logo is at the top center as on our MGB, or bottom right of the glass. On the hardtop it is on the top right of the back window.

**Month of manufacture** - Cars made from the 1950s through 1969 used a small dot above the letters in TRIPLEX to indicate the quarter the glass was made.

- . above T = Jan- March
- . above R = April – June
- . above E – July- September
- . above X= Oct- Dec

After 1969 a series of dots above TRIPLEX indicated the exact month.

- . above T – January
- . above R = February
- . above E = March
- . above X = April
- : above T = May
- : above T and . above R = June
- : above T and . above E = July
- : above T and . above X = August
- . above T and : above X = September
- . above R and : above X = October
- . above E and : above X = November
- : above X = December

## Vice Chairman's Corner

(continued from previous page)

---

**Year of Manufacturer** - and a dot below the word LAMINATED or TOUGHENED indicates the last digit of the year.

. below T = 1	OR	. below L = 1
. below O = 2	OR	. below A = 2
. below U = 3	OR	. below M = 3
. below G = 4	OR	. below I = 4
. below H = 5	OR	. below N = 5
. below E = 6	OR	. below A = 6
. below N = 7	OR	. below T = 7
. below E = 8	OR	. below E = 8
. below D = 9	OR	. below D = 9
No . = 0		No . = 0

### EXAMPLES:



ON OUR MGB windshield there is a dot under the A in Laminated. Also, one dot above the R and two dots above the X in TRIPLEX. Based on this coding, my 1973 MGB windshield was made in October 1972, which makes sense since the build date of the car on the stamped plate in the door arch is December 1972.

There are also dots in the large XXX letters of Triplex later windows, this is suggested may be a decade code, but there is not consensus as to the coding. For example, one website suggests a dot in the valley of the last X equals the 1970s but my 1973 MGB has a dot in the valley the first X. Your guess is as good as mine with that part of the code.



## Vice Chairman's Corner

(continued from previous page)

---



The hardtop logo has a dot under E of “Toughened” so it is from 1966, and there is a dot above the X in Triplex, so it is from the fourth quarter of 1966. It is hard to see in this photo due to all the dust, but it is clearer in person.

I hope you found this information informative and helpful! More information is available online by Googling “Triplex glass codes” Two good sites for more information are:

<http://www.bobine.nl/turner/01-general-information/triplex-glass-manufacturing-date-codes/>

or

<https://www.mgexp.com/article/triplex-window-date-code.206>

GH

---

**Ed. note:** On the following pages (as usual) you’ll find the MGCC Meeting Minutes for the month, and you’ll see that our Secretary, Annabelle Tescione, is certainly justified in **thanking the folks** who substituted for her while she was unable to attend the August meeting. Annabelle regularly does a remarkable job snapping photos of cars in the lot before the meeting, capturing and reporting the proceedings, clicking off a picture (or two or three) of attendees during the meeting, and even keeping us all extra-happy by doling out cookies!

Thanks to Suzanne Keppeler for taking care of the minutes, and thanks to George Heissenberger and Dan Suter for coming through with photos of the meeting attendees and the cars (there were a bunch of LBCs – it was a fine night!)

I guess we all dropped the ball with respect to the cookies. MG

# Minutes for MGCC Meeting – August 18, 2022

by Suzanne Keppeler, substituting for Secretary Annabelle Tescione

---

*Meeting called to order 7:35 – there were no new members or guests tonight*



Meeting photo by George Heissenberger

## **Anniversaries:**

Mike Robinson 16 yrs

Dick Powers 50 yrs

George Heissenberger 42 yrs Leon and Barb Zak 39 yrs

**The minutes from last month were accepted.**

## **Treasurers Report – Frank**

The club is in good standing. There will be a memorial and scholarship plaque hung up on the wall by the front door before next months meeting. Also, this Fall, we will award a new MCC Scholarship award to some lucky student.

## **Activities**

Dan Suter recapped the tour that him and George Haynes hosted on 7/30. There was a total of 17 sports cars and 5 other cars that participated. There was a hearty round of applause from the membership in appreciation.

Mumford event had 20 cars.

The wine tasting event held in Rush was a success. The owners would like to make this an annual event and promise by next year there will be a bathroom!

There is a car show at the Legion on August 21st.

Another Cars and Coffee at Mumford on August 28.

There is a car show at Cuomo Park in Lancaster on August 28 as well.

## **September Activities:**

On Sept 7-11 is the Watkins Glen Grand Prix festival. Cars and Coffee in Mumford on Sept 25

Still looking for another event for September.

# Minutes for MGCC Meeting – August 18, 2022

Continued from previous page

---

## **October Activities:**

Sometime in October there will be a Fall Tour.

## **November Activities:**

Hoping to have a Garage Tour held sometime this month.

## **December Activities:**

The Annual Holiday Party will be held on Dec 17 at Eagle Vale. The club is very excited to have John Twist as our speaker that night!!

## **Motoring Challenge:**

Susan Goodwin was not able to join us tonight but her hubby Mike reported on the tight race. Mike is in first place with 96 points, with the Robinsons only one point back and breathing down their necks! Susan put together an entertaining slide show with the newest club photos that were turned in for August.

## **Librarian:**

There is a new book titled "*MG Sports Cars*" that has been donated. There is a list of all current stock in the library on the club web site.

## **Regalia:**

Joe Bellizia brought some tempting items that he set up for perusing. Call Joe for any orders you might have.

## **Spokes:**

Spokes comes out near the first of every month. Last month's was stellar!! Mike says to keep the articles coming!

## **Old Business:**

George Heissenberger reported that several members of the club went to Jim Priestley's Memorial service over the weekend, and what a touching event it was. Discussion followed with many members remarking on what a great guy Jim was.

## **New Business:**

Bob Welch reported that a member of the Tampa Bay British Car Club wanted to come to tonight's meeting, as he was in town, but unfortunately couldn't make it happen. He did say to tell the membership that if ever they are in the Tampa Bay Area, to try and attend one of their club meetings!

Mike Goodwin reported that any members are welcome to join them and the Zaks for a Fall Tour across the country! They will be driving around 6 hours per day and expect to be gone at least a month. Leaving soon in early September...



# Minutes for MGCC Meeting – August 18, 2022

Continued from previous page

---

## **(Continued New Business)**

Bob noted that almost all the positions on the board are open for the coming year. The club needs someone with new ideas, some new blood to step up. Hoping to get more active participation from a wider range of club members. Several positions will be open and you will probably run against nobody!!

George Heissenberger discussed his trip to the Buffalo Museum of Transport, and how much he and Peggi enjoyed it.

## **Project updates:**

Leon Zak has his car back on the road, just in time to drive it across country!

## **Cars and Parts:**

Joe Bellizia knows of several sports cars for sale and says to call him with any specific need and he will let you know what he finds.

*Door prizes were handed out and the meeting adjourned at 8:45.*

**SK**

*Pre-meeting photos courtesy of George Heissenberger and Dan Suter:*



**GH**



**DS**



**GH**



**DS**



**DS**



**DS**

# Activities Report for MGCC Meeting – August 18, 2022

Submitted by Mike Robinson, Activities Coordinator

---

**[Ed. note: much of the following was already incorporated into the meeting minutes reported on preceding pages. Acting Secretary S.K. didn't know she could just sit back and take a break while this was reported!]**

- July-
  - 30<sup>th</sup> Summer Tour sponsored by Dan Suter and George Haynes.
    - Dan provided an overview of a very successful event.
  - 31<sup>st</sup> Cars and Coffee Mumford. 9:00 – 12:00
- August-
  - 13<sup>th</sup> Wine Tasting at Gallery Vineyards in Rush
    - I counted 11 cars, 10 of which did the drive from Powder Mills Park to the winery, where we parked in front of the vines along the road and generated a fair number of slow-downs to ogle the cars.
    - Steve and Karen thanked us and they would like to make this an annual event, and next year there will be a tasting room added.
  - 21<sup>st</sup> Car Show at American Legion (Ours)
    - This Sunday from 12 to 4:00 PM. Info is on the Event Calendar and if you have questions, see Kevin or Bob in the bar.
  - 28<sup>th</sup> Cars and Coffee Mumford. 9:00 – 12:00

As always, info provided in report is on the Event Calendar on the website.

- September-
  - WGI Grand Prix Festival 7<sup>th</sup> – 11<sup>th</sup>. Not an official club activity but many members attend.
  - No “official club event” yet for September. An email was sent requesting if anyone would like to put something together, but no response as of yet.
  - 25<sup>th</sup> Cars and Coffee Mumford. 9:00 – 12:00
- October-
  - 22<sup>nd</sup> Fall Foliage Tour “Homage to the Little Lakes”. More info will be provided as we get closer to October.
  - 30<sup>th</sup> Cars and Coffee Mumford. 9:00 – 12:00
- November-
  - Possible Garage Tour
  - 27<sup>th</sup> Cars and Coffee Mumford. 9:00 – 12:00 (weather dependent)
- December-
  - 17<sup>th</sup> Christmas Party at Eagle Vale Golf Club, Rt. 250 Fairport. 5:00 PM Drinks, Dinner at 6:00. Menu to be decided but will be a buffet with a target cost of \$30 per person after any club subsidization.
    - Special Guest Speaker this year. We will have John Twist as Guest Speaker, and if one can be set up at a suitable location, John has offered to put on a tech seminar (for a fee to be divided with the club).

**As always, the Event Calendar on the website is up to date and is the last word on events, dates and times.**

## Attendance for August 18, 2022 MGCC WNY Meeting

---

Dan Asbury  
Joe Bellizia  
Todd Black  
Karl Burkhardt  
Dave Chase  
Al Costich  
Michael Goodwin  
Hollis Hames  
George Heissenberger  
Ted Hershey  
Dennis Illig  
Robin Illig  
Suzie Keppeler  
Celeste Kray  
Dave Kray  
John Leible

Debbie Leible  
Paul Osborne  
Dick Powers  
Mike Robinson  
Mike Ruisi  
Rob Shrader  
Dan Suter  
John Thompson  
Allyn Wagner  
Bob Welch  
Barb Wild  
Dave Wild  
Barb Zak  
Leon Zak

# We Fix British & American Classic Cars



**Get Your  
Summer Car  
Ready Now**



**Bruce Weiss, Owner**  
39 Years of Experience  
Master Certified  
*"You have my personal  
guarantee of satisfaction"*

**Scan**



**(716) 688-0402**

**GERRY'S SERVICE**  
COMPLETE AUTO REPAIR

[www.GerrysService.com](http://www.GerrysService.com)

9200 Transit Rd • E. Amherst  
Behind Gerber Collision  
(formerly Carutha Collision)



# Wine Tour 2022 – Gallery Vineyards – Rush, NY

By Mike Robinson (photos by the author)

Saturday August 13<sup>th</sup> was another spectacular weather day here in the Rochester area, and what better way than to spend it driving an LBC to a winery.

Steve and Karen Griffith once again invited us to their small boutique winery in Rush, Gallery Vineyards, and 11 cars and 20 people made the trip, with 10 of the cars doing a 27-mile tour through the Mendon and Rush countryside.

Richard Powers stopped by the starting point to see us off, and a gentleman in a very nice '55 Mercedes Benz convertible also stopped to chat when he saw our cars in the parking lot.

The cars were driven in chronological order (mostly) with the Robinsons leading in their TF, followed by Todd Black in his TD, Dan Suter in his MG Magnette, Eric Mehserle, Karl and Paula Burkhardt and Paul and Sue Wegman representing the MGAs. Dennis and Barb Nichols in their MGB GT, Hollis and Doreena Hames in their MGB and Klint and Janet Limuti in their MGB brought up the rear. Joe and Patti Bellizia arrived later in their Midget.



We parked the cars in front of the grape vines along the road and that attracted many onlookers, many slowing down to get a better look at the cars.

Steve then presented their wares, starting with the white wines then the red, after which

many enjoyed a glass of wine and good conversation afterwards.

It was a great way to spend a brilliant sunny afternoon, and Steve indicated he would like us back again next year during which he will have a brand-new tasting room (with bathrooms!) available for us with outdoor seating to enjoy the wine.



MR

# Wine Tour 2022 – Gathering & Setting Out

Photos by Richard Powers

---



Drivers Meeting



Mercedes 190



Powers' MGB



Dan Suter's Magnette



# Wine Tour 2022 – Gathering & Setting Out

More photos by Richard Powers

---



MGA, etc.



The Lineup



...and off they go!



Mark your calendar for the  
**Summer Sendoff Cruise-In**

Friday, September 9

Begins @ 4:00 pm

**Casey Park**

6551 Knickerbocker Road

Ontario

*Live Music, Food Truck Rodeo, Kids Activities and more*



**Summer Sendoff** Friday,  
**CRUISE-IN** September 9  
Begins @ 4pm

**Food Truck Rodeo Live Music**  
**Children's Activities**

**FIREWORKS**  
**SHOW at DUSK**

**Casey Park 6551 Knickerbocker Rd, Ontario**

Registration forms must be turned in at the gate  
Register [here](#) or at the gate

# American Legion Car Show – August 21st

By George Heissenberger

Here are some photos at the American Legion Car show on 8/21. Good turnout from members to support the Legion despite potentially threatening weather. It stayed dry long enough to attend the show for a few hours, and then some of us left around 2:00 pm to beat the rain. I heard from others that stayed until the end of the show that it rained on them on the ride home.



*photo by G. Heissenberger*



*photo by G. Heissenberger*



*photo by E. Mehserle*



*photo by G. Heissenberger*



*photo by E. Mehserle*



# 2022 MGCC WNY Motoring Challenge Update

By Susan Goodwin

We have had very cooperative weather this summer even though we had a few very hot days, but that did not stop us from getting out and enjoying the roads driving our favorite little cars. I can tell everyone was having a lot of fun driving around by all the destinations photos I received this month.

It is hard to believe there are only eight weeks left in the MGCC Motoring Challenge. But that gives us plenty of time to continue driving around in our favorite vehicles finding those destinations. It also gives members who are not in it a chance to join in the fun, see the Motoring Challenge list in Spokes. Remember to keep that list handy in your car so when you come across a destination, you can take a picture send it to me and mark it off your destination list.

September's Spokes will be the last time I am going to post the point scores of the Challenge participants. I am doing this because I want the point score to be a surprise for all of you in the end. That means there will be no points posted in the October or November Spokes or reported at October's club meeting. Come to November's club meeting to find out the final results of the MGCC Motoring Challenge!

## Here are the standings as of August 26, 2022:

Goodwin	98	Kray	73	Costich	20
Robinson	95	Heissenberger	61	Stone	8
LiMuti	88	Black	45	D'Angelo	1
Hames	87	Susan Goodwin	42	Rodman	1
Boughton	80	Baldwin	36		
Zak	76	Bellizia	29		

## *Have Fun and Safety Fast!*

SG

Here are a few highlights of the month:



Ron & Ev Stone's 1967 MGB at an apple orchard



The LiMutis' 1977 MGB at a farmstand



# 2022 MGCC WNY Motoring Challenge



Susan Goodwin's '78 MGB at a maple syrup business



Celeste & Dave Kray's '68 MGB at a honey stand  
(BONUS: purchased honey!)



Leon & Barb Zak with their 1975 MGB at a farmstand



Mike & Susan Goodwin's '78 MGB at a winery on Keuka Lake (BONUS: a glimpse of the lake in the background)



Susan Goodwin's '78 MGB with beehive boxes



Al Costich and his *circa* 2017 Ford CruiseAmerica Motor(sport) Coach at an ethnic restaurant



# 2022 MGCC WNY Motoring Challenge



Janet & Klint LiMuti's 1977 MGB at a Keuka Lake Winery  
(BONUS: Lake in the background)



The LiMutis' '77B at a cobblestone building  
(Wow! They really got around this month!)



Celeste & Dave Kray's '68 MGB at  
a railroad bridge



Dave & Celeste Kray's '68 MGB at a stone arch  
bridge



Susan Goodwin's MGB on a stone arch  
bridge



The Zaks with their '75 MGB at a Seneca Lake  
Winery (BONUS: bought a bottle!)

# 2022 MGCC WNY Motoring Challenge



Mike Goodwin's 1978 MGB at a Cayuga Lake Winery



The LiMutis' '77B at a burger stand



Celeste & Dave Kray's '68 MGB  
outside of New York State



Dave & Celeste Kray's '68 MGB at a  
Medina Sandstone house



Klint LiMuti with his '77 B at an  
old movie theater with a marquee



# 2022 MGCC WNY Motoring Challenge

## HOW TO ENTER

- Send your first photos or photos to [Challenge@mgcarclub.com](mailto:Challenge@mgcarclub.com)
- With your name
- With the year, make and model of your car or cars you intend to use for the challenge
- Attach your photos, identified with the destination numbers

## PARTICIPATION CHALLENGE DETAILS

- Find the completed list of destinations in *Spokes* monthly (*see the following two pages*)
- Drive to the listed destinations
- Snap a picture of your car at the destination preferably with yourself or teammate in the photo
- Send the photos by email with the destination numbers as you complete them to: [Challenge@mgcarclub.com](mailto:Challenge@mgcarclub.com)
- You can do the destinations in any order except the ones with cut off dates
- All photos due on or before November 1<sup>st</sup> 2022**
- Enjoy monthly updates in *Spokes* where you'll see yours and other competitors' photos and get updates on the scoring

You will score 1 or more points for each destination. Points vary depending on the difficulty or the creativity required. Additional bonus points are given for some of the destinations, so get the most points possible.

## Remember

- All photos are due on or before November 1<sup>st</sup> 2022
- Have fun!

**Special Note:** Out of state members can participate. Gear destinations to your state.

If you have any questions,  
contact me, Susan Goodwin at [Challenge@mgcarclub.com](mailto:Challenge@mgcarclub.com).

SG





# 2022 MGCC WNY Motoring Challenge

✓	#	Destination	Base Pts.	Due Date	Bonus Description	Bonus Pts.	My Score
<input type="checkbox"/>	1	With snow (this is Western NY)	1	05/15/22	new pictures of old snowpiles are okay		
<input type="checkbox"/>	2	Yard with Easter decorations not own yard	1	04/15/22			
<input type="checkbox"/>	3	April Showers (must be in the rain)	1	04/30/22			
<input type="checkbox"/>	4	Tree in spring bloom	2	05/30/22			
<input type="checkbox"/>	5	Tree/Trees with fall colors	1	10/25/22	with splendid fall color	1	
<input type="checkbox"/>	6	Alongside a sunflower field	2				
<input type="checkbox"/>	7	Alongside an apple orchard	1		with apple farm stand	2	
<input type="checkbox"/>	8	Maple syrup business/sign	1				
<input type="checkbox"/>	9	Beehive boxes	2				
<input type="checkbox"/>	10	Honey roadside stand	2		buy a jar of honey, include it in photo	1	
<input type="checkbox"/>	11	Farmstand	1		show purchased produce	1	
<input type="checkbox"/>	12	Dairy farm	1		with cows in barn	2	
<input type="checkbox"/>	13	Horses in a field	1				
<input type="checkbox"/>	14	Winery on Keuka Lake Wine Trail	1		winery sign and lake in background	2	
<input type="checkbox"/>	15	Winery on Seneca Lake Wine Trail	1		buy a bottle hold it up standing next to car	2	
<input type="checkbox"/>	16	Winery on Cayuga Lake Wine Trail	1		picture of grapevines and winery with sign together	2	
<input type="checkbox"/>	17	Oldest Winery in the Finger Lakes/ Sign	2				
<input type="checkbox"/>	18	Irish pub	1				
<input type="checkbox"/>	19	Ethnic restaurant	1				
<input type="checkbox"/>	20	Burger stand	1				
<input type="checkbox"/>	21	Coffee shop with sign	1		w/friend or relative other than partner, both standing next to car - coffee in hand	2	
<input type="checkbox"/>	22	Town/County park named after someone	1				
<input type="checkbox"/>	23	State park or site with sign	1				
<input type="checkbox"/>	24	Village square	1		with a village sign in the square and car in view	2	
<input type="checkbox"/>	25	Village sign with the letter H	1				
<input type="checkbox"/>	26	" " " " " P	1				
<input type="checkbox"/>	27	" " " " " B	1				

**NOTE: Clarification for # 25 through 30 – These villages and Towns must START with the designated letter!**

**NOTE: Clarification for # 25 through 30 – These villages and Towns must START with the designated letter!**

Page 2

## 2022 MGCC WNY Motoring Challenge

✓	#	Destination	Base Pts.	Due Date	Bonus Description	Bonus Pts.	My Score
<input type="checkbox"/>	28	Town sign with the letter M	1				
<input type="checkbox"/>	29	" " " " " S	1				
<input type="checkbox"/>	30	" " " " " p	1				
<input type="checkbox"/>	31	Out of New York State: State Sign	3				
<input type="checkbox"/>	32	Historical place/site with sign	2				
<input type="checkbox"/>	33	Roadside oddity/attraction	3				
<input type="checkbox"/>	34	Motor raceway	1				
<input type="checkbox"/>	35	Your car in a parade	1	08/01/22			
<input type="checkbox"/>	36	Cruise night	1		with 2 car friends, all 3 cars in a row, one picture showing 3 cars and each person behind their own car	2	
<input type="checkbox"/>	37	Yellow very curvy road warning sign	1				
<input type="checkbox"/>	38	Roundabout	1		driving around it	2	
<input type="checkbox"/>	39	Antique shop	1				
<input type="checkbox"/>	40	Train station used as a train station	1				
<input type="checkbox"/>	41	Train station used as something else	1				
<input type="checkbox"/>	42	Cobblestone house/building	2				
<input type="checkbox"/>	43	Medina Sandstone building	2				
<input type="checkbox"/>	44	Specialty/Special Interest Museum	2				
<input type="checkbox"/>	45	Stained glass art studio or window	1				
<input type="checkbox"/>	46	Old cemetery	1		established before 1900 - show sign	2	
<input type="checkbox"/>	47	Stone arched bridge	2				
<input type="checkbox"/>	48	Railroad bridge	1		trestle railroad bridge	2	
<input type="checkbox"/>	49	Windmill farm (show 3 or more windmills)	2				
<input type="checkbox"/>	50	Old movie theater with marquee	2				
<input type="checkbox"/>	51	Prominent/famous person's house with sign	2				
<input type="checkbox"/>	52	Monastery/abbey	2				
<input type="checkbox"/>	53	If you capture 3 or more destinations (from the list above) in a single photo you will receive not only the stated points for those 3, but also you will receive an additional 5 bonus points				5	
<input type="checkbox"/>	54						

## A Note from Dan Suter

Wanted:

A volunteer to take over the annual Seneca Lodge coordinator role for our MGCC block of rooms starting for 2023. I have been serving in this role for a number of years and am stepping down. Duties are straightforward and are a nice chance to interact with MGCC members and help the club in a defined and modest way.

It is a nice courtesy that the Seneca Lodge has provided to our club (making available a generous block of rooms to self-manage) and it would be really nice to continue it.

Duties include:

Communicating with the Seneca Lodge staff in late October/early November to confirm our room block for the next year. The Seneca Lodge folks like to do this before they go to Florida for the winter.

Communicating with the club starting in January via Spokes, the mgcc members' list, and at meetings to announce when requests for rooms will be accepted (start date and end date). Also communicate with folks outside our MGCC who would like rooms and can have access after our cut-off date.

Finalize the list details with those staying and communicate with the Seneca Lodge staff to turn in our final list.

That's it! Please call me at 585-645-5645 or 5 to volunteer, or e-mail me at [dmesuter-at-rochester.rr.com](mailto:dmesuter-at-rochester.rr.com).

Dan

# (Are we?) Keeping the Car Battery Charged in Tiny House Land

By Michael Goodwin

---



*Our MINI Cooper S Countryman covered and waiting for us to return to Tiny House Land*

Susan and I have been traveling back and forth between Western New York and coastal Northern California for the last 5 years - first driving back and forth a few times with carloads of tools and belongings while we built our off-the-grid tiny house on wheels. More recently since we decided to buy a car that we could leave in Tiny House Land, we've been flying out to San Francisco and getting a one-way car rental to drive ourselves a few hours north to THL.

It's great to be able to get back and forth quickly, without having to put loads of miles on our vehicles and, though plane travel can be expensive, so are hotels and meals on the road during the multi-day drive (for us, a minimum of five days each way!). So, with the cost of flying or driving being about equal, it makes bi-coastal life much simpler to have the MINI waiting for us in THL when we get there.

The weather is not usually severe in THL, so we don't need a garage, we just keep the MINI covered when we're not there, mostly to keep it clean and protect it from the sun. We take other normal precautions when we're going to be back east for extended periods, like filling the fuel tank

and treating the fuel, stuffing steel wool in the tailpipes to keep little wildlife out of the exhaust system, and we distribute mothballs pretty liberally under the hood to keep those same little critters from causing trouble there (before we made this a habit, we had some little guys make a mossy nest inside a fresh air duct - clogging the fresh air filter!).

We used to disconnect the battery, so that we wouldn't lose charge over the time we were back home in Rochester, which could be anywhere from about three to nine months. That worked fine a few times, but we were advised that if we wanted to maintain certain history in the car's computer, we'd better find a way to keep a float charger connected.\* Well, if we had a place to plug it in, we would simply buy a small float charger like we use back at home. These can be purchased for as little as \$15 - you just clip it onto your battery and plug it into the wall, and (as some might say), Bob's your uncle! Not so easily



done at the tiny house, which is off the grid, and when we leave for extended periods, we shut down the solar power system that normally powers the entire house. While I guess we don't really need to, we feel better emptying the refrigerator and shutting down all the power until we return. So how would we keep the battery

---

\* For those who wonder, a float charger differs from a trickle charger in that a float charger includes a charge controller that will sense when the battery is fully charged and switch off to avoid overcharging the battery. It switches on and off again as needed, keeping the battery topped up.

---



charged with no place to plug in? We don't have neighbors nearby - a long extension cord from the neighbors' place is an impossibility. We looked for a storage site but these would be too expensive. Why not a separate small solar charger, independent from the big system that powers the tiny house?

We jumped into an internet search for such a system. Many are available. I've heard that people with boats have been using these for years. We opted for a system where we could put the solar panel permanently on the roof of the



*The solar panel is about 11" x 20" and we mounted it at an angle, facing southward, on the roof of the tiny house.*

tiny house (rather than setting it on top of the car or on the dash as some do). It includes a panel that's about 11" x 20", a long extension cord, a charge controller, and a set of leads we can leave permanently connected to the battery, making it simple to just plug it all together when we want to use it.

First, we screwed one edge of the panel to a piece of PVC "lumber" to give the panel a



*The foam tape stuck very tightly to the metal tiny house roof.*

southward-facing tilt, and we secured this to the roof with double-sided adhesive foam tape (we added a small cable, so that if the foam tape breaks free, the cable will

keep the panel from falling to the ground). Next, we added the extension cord to the cord already



*An extension cord is available as an option - we needed the extra length. All connectors are like the one shown here; all together*

on the solar panel The stock cord on the solar panel was long, but not long enough for us to mount the panel on top of the house, so the special extension cord was handy.

We ran the long cord through a 1-1/2" PVC pipe, which we permanently attached to the driveway end of the



tiny house.

There was plenty of extra cord at the bottom to run under the car and up to the battery.

Now, on to the connections on the car. The stock battery connectors that come with the solar charging kit are big clips like you find on jumper cables. We opted instead to substitute a set of leads that we can leave connected to the battery. These leads have the same plug-in connector that all the other parts have.



Now that this plug-in connector is attached to the battery, we can just pop open the battery compartment, and plug onto the connector. (No need to disconnect it from the battery later - just unplug when we're not charging). While it's possible to simply plug the cord from the solar panel straight to this battery connection, it's better for long-term situations like ours to connect a charge controller between the solar panel and the battery.

Remember, the charge controller senses when the battery needs to be topped up and shuts off to prevent overcharging. It wasn't provided with our basic kit, but it was available from the same manufacturer. It has the same connectors as the other components, so to hook it up, we just plug the cord from the panel onto the connection labeled "SOLAR", and we plug the lead from the battery onto the connection labeled "BATTERY". (The third connector on the charge controller is

for another 12 V load you might want to power. We don't use it.)



I decided to run the cord from the bottom of the house to the underneath of the car through another section of PVC pipe, that I temporarily staked down into the gravel driveway, to protect the cord from being tripped over or accidentally yanked by deer or whatever else might be venturing by between the tiny house and parked car. If not a deer, maybe my sister whose house is nearby? Maybe a mountain lion? (We've heard they're in the area!)

So, are we keeping the battery charged in Tiny House Land? We think so, but we won't know for sure until we get back there. We left the tiny house on the 4th of July this year, and we expect to be back around the third week of September - about two-and-a-half months will have passed.

We're not flying out west this time - we'll be driving there in our 1978 MGB along with the Zaks in their 1975 MGB. We'll be taking a northern route at a somewhat leisurely pace (driving around six hours a day). Susan and I have a wedding to attend near Seattle on September 17th, so our route takes us first toward Seattle, then we'll venture around the Olympic Peninsula, then south through Portland, Oregon, and continuing to take our time until we reach the tiny house, a few hours north of San Francisco.

We're not sure what our route back to Rochester will be, nor how quickly we'll want to make it, but we can decide that later. For now, I'm anxious to find out how well the solar charger has worked. If it hasn't worked at all, at least we'll have two MGBs on hand to give the MINI a jump start!



# I-Square (Irondequoit) – August 3, 2022

Photos by Al Fink

---

A small contingent of MGCC WNY members got together for a cruise night and Music in the Square August 3<sup>rd</sup> in Irondequoit. We all enjoyed the live music, good food and socializing through the evening.

Barbara and Leon Zak and Susan and Mike Goodwin arrived early enough to grab some space together, followed soon by the Janet & Klint

LiMuti. Along came Al Fink a short time later, and limping in late (due to circumstances beyond their control) were Ken and Christine Barlow. (Ken will get the bugs worked out, we're sure!)



While we didn't all get to park together initially, as the crowd thinned out we snuggled all the MGBs and the Midget into a nice group.





# Junior's Story

by Todd Black

This is a story about “Junior”, my father-Irving Black’s 1951 MG-TD. Irving Black passed away in 2015 at the age of 86. However, his MG-TD has lived on in the Black family.

In his later years, Junior sat idle in the garage of his suburban Rochester, N.Y. home. My brother Roger and I would try to coax dad

every spring after the long winter to take Junior out. It just sat there in the garage covered up with blankets like a permanent hibernation. Our mother Bernice died in 2013, and Junior was still under wraps.

When dad passed away in June 2015, we sold the house and there was only one item left: Junior. I quickly called Bill the trusty mechanic who worked on Junior through the years. Bill came over and got Junior started and took her to his jam-packed garage at his house a few miles away. My brother and I discussed what’s going to happen with Junior?

Roger had no interest in keeping Junior, but I couldn’t in good conscience let go of a family

treasure. We quickly came to an agreement, and I was a proud owner of a 1951 MG-TD registered as a 1954! (More on that later). At the time, I was 58 and remarkably never drove the TD. My passion growing up was playing sports, running the family business, and raising my own family.

Thinking Bill was the mechanic to get Junior on the road again, it took more time than expected. The plan was to get Junior ready by the fall of 2015. Due to many setbacks, it was October

of 2016 before Junior was ready. A rebuilt clutch along with many other necessary repairs did the trick.

A typical autumn October day in Rochester: cool, cloudy, and windy seemed appropriate for a British car’s maiden 15-mile journey home. Bill wouldn’t relinquish the keys until my wife Donna & I each had trial runs as passengers to

show us the nuances of driving an old roadster. Donna was the chosen driver due to her more recent experience of driving a standard.



Irv Black with “Junior” – circa 1960s



The author with his dad’s MG-TD back in 1961



Irv Black with “Junior” – circa 1970s

# Junior's Story

(continued from previous page)

The family history with Junior goes back to August of 1961. The memory of the day my dad bought Junior is still ingrained in my mind.

With my cousin, who just got his driver's license, we drove almost 50 miles in the family 1958 pink coral Chevrolet Biscayne to Albion, N.Y. It seemed the seller of the TD was a farmer.

My dad handed him cash and got a handwritten receipt. Meanwhile, my dad (with his trademark cigar) and I set out back to Rochester in a 1951 TD.

Shortly thereafter, mom started calling the TD, Junior. Dad would let me shift via his commands from the passenger seat. Being left-handed, made it more natural. Years later, when I learned how to shift on a standard, I was still using my left hand. Fortunately, the right hand became normal.

I can still hear my mom bellowing out on a beautiful summer night, "Irving! Let's take Junior out for ice cream." Mom would put on her driving bonnet. Roger and I would climb into the back "seat"-it was more like a shelf. Nevertheless, off we went for ice cream.

I remember in my teenage years; dad had the original red seats reupholstered to burgundy. It was a masterful job that has held up to the test of time.

In the late '70s when I was able to man the family hardware business, my dad found the time to join the MG Car Club. He even entered Junior in many vintage car shows. I remember one summer in the '70s an earlier mechanic did what must have been major repairs given the fact that there was a lot of parts all over the garage floor for a while.



Junior - 2015

There was another summer when a baseball somehow bounced under the not completely closed garage door and there was a crash. I was horrified when one of the instrument lenses fell victim to an errant baseball. We were terrified what dad would do to us, but he said it wasn't a big deal. A new lens was ordered from Moss Motors and easily replaced. Ironically, I learned the skill of replacing broken glass at a young age at the hardware store.

Back to the present, Junior has been giving me pride and pleasure maintaining and adding some cosmetic touches. The original plates from those car shows are still mounted on the dash. Junior has the original engine and as of this writing over



Todd & Donna after bringing Junior home - 2016

64,000 miles. There also has been some mechanical repairs such as replacing a fuel pump, rebuilding an original SU carburetor. I was able to handle those on my own. Some electrical issues have been remedied with Bill's help. Hardware items like door locks and mirrors are simpler. Eric from EM Motors also is a great resource. New tires also were needed.

Since I've owned Junior, I read a lot about the history of these classics, and I feel blessed to possess one. – and have it as a family heirloom. I would've loved to be able to ask my dad why he wanted a TD, but it's obvious to me.

# Junior's Story

(continued from previous page)

I recall asking why he registered it as 1954 when it's a 1951. His reply- "it didn't matter". Also, he

had custom license plates MG-27. I asked why and he said he was born in '27. He was born in 1928.

Junior has been currently out for many enjoyable

drives as well as cruise nights and car shows. Now being retired, I've since joined the MG Car Club and be around other MG enthusiasts and their



Junior gets a new clutch - 2016



Todd's son Ryan Black at the wheel in 1996

classics! The sound of that 1200CC-54 HP engine is like a symphony to my ears and the oil & grease odor is a fragrance to behold.

From four years old to the present, hearing the same sound of the horn is still a thrill. As I head off on another, pleasure voyage, dad's cigar box from the 1960s is still in the glove box. It's still registered as a 1954. (It doesn't matter). Maybe Junior is the only 1954 TD in existence! The license plates now read "IRVS MG". People ask if it's mine and I say no. I tell them it's my dad's and I'm the caretaker.

My two sons are in their 20s and live out of state, and hopefully they'll be able to experience the pleasure of driving Junior. As fate would have it, as this is being written, our younger son Max, was home for a visit with his girlfriend. I asked him if he

wanted to learn how to drive Junior.

He quickly said yes and off we went. I'm sure not too many drivers learn how to drive a standard on an MG-TD. Maybe Junior

can make it to a 100!

Nevertheless, it's a hot summer night and Junior is ready for ice cream.



Todd's son Max Black and Danielle - 2022



# Finger Lakes Vintage & Sports Car LLC

Maintenance, Repair, Restoration




Brake Systems – Suspensions  
Engine Service – Exhaust – Oil Changes  
Cooling Systems – Fuel Systems - Tires  
Batteries – Electric Systems - Restoration

[www.FLKVSC.com](http://www.FLKVSC.com)

54 W Main St Shortsville NY 14548 – 585.750.8091

## **British Car Parts & Service** All Makes and Models

New parts used parts NOS and rebuild  
Parts and Parts Cars wanted We take  
parts and cars for credit or trade



600 Penfield Road  
Just 5 miles east of Route 250  
on route 441 in West Walworth  
(315) 988-3097

**British Auto**

# If it wasn't for YouTube ...

By Mike Robinson

---

You know as much as we talk about all the bad stuff on the internet, there's a world of good on it too. Case in point - YouTube. Odds are good you can find a video on how to fix just about anything you may have that is broken.

The shifting on my truck has been gradually getting sloppier to the point where the last few days I have been unable to get it into Park. The best I could do was stick it in neutral and set the parking brake, which is iffy at best. So being the anal obsessive-compulsive sod that I am, I prepared to order just about every conceivable part that could be causing the problem. Shift cable, linkage, shifter bushings, interlock switch *etc., etc.*, all to the tune of about \$300.00 and



heaven only knows how many hours crawling under the dash and under the truck. Before I did all that however, I decided to see if anything applicable was on YouTube and typed in "F-250 won't go into park" and immediately 5 videos came up on the subject.

At the top of the list was a two-minute video titled "Stupid easy shifter fix for Ford Trucks". I figured mine can't possibly be that easy but what the heck let's check it out because I like stupid easy. In the video it pointed out there are two screws on the back of the steering column that hold the cable attachment bracket to the shift rod, and over time they work loose causing sloppy movement of the cable.

OK so now my curiosity was piqued, and I went out to the truck to see if that's all I was dealing with. I moved the seat back, dropped the trim panel like the video showed and looked up in the area indicated in the video. Well I'll be a sum-b-i-double t-itchy, sure enough, both screws had backed out and the plate was flopping around like a fish out of water. I got the proper Torx head bit, ran them in and tightened them and immediately the shifting was like brand new.

To make sure it doesn't happen again I removed them one at a time and put some red Loc-Tite on them and tightened them back up again. Those suckers are in for the duration now.

Even though this relates to a modern vehicle, don't be shy in checking out repair videos for our old cars. If it wasn't for YouTube I would never have known about Hutson Motors in the UK for my TF body tub. I brushed up on my painting and welding skills by watching YouTube videos. I used it to trouble shoot some wiring issues on my B before I rewired it. John Twist has a great library of videos for our cars, as well as other content creators. YouTube is definitely one tool you want to add to your reference collection. Watching a two-minute video saved me 300 dollars in parts and probably a good four hours of my time.

MR

## Wil Salisbury




Former MGCC Western New York Centre member, Wil Salisbury, passed away August 9<sup>th</sup>, 2022 where he lived in the Thousand Islands. A well-known metal sculptor, he created the 3 Crows artwork that is along Route 81 near there.

Wil and his wife Karen (who pre-deceased him in 2020) were frequent attendees of the vintage race weekend with our club at Watkins Glen and Seneca Lodge

More can be found at:

<https://www.newzjunky.com/william-l-salisbury-72-omar-and-grindstone-island/>





## *September Birthdays* *September Anniversaries*

5	Charles Bauder
	Michael Goodwin
7	Michael Goodwin
12	Sue Donish
12	Richard Shineman
16	John Borycki
20	Peter Papandrea
20	Charles Perry
25	Allyn Wagner
27	Nancy Pagano
27	Eric Mehserle
27	Christine Rodman
30	Sara Webeck

3	Sara & Carl Webeck
	Anne & Charles Perry
9	Bethel & Richard Powers
10	Gert & Glenn Masline
12	Karen & Jim Hanggi
12	Elaine & Allen Hess
13	Mary Ellen & Dan Suter
15	Barbara & Leon Zak
22	Gail & Thomas Smithers
25	Doreena & Hollis Hames
29	Terry & Bob Welch

*Happy Birth  
everyone.*



*Congratulat*



*If you think you've been mistakenly left off either list above, check to see if you've paid your dues.  
If you still think it's a mistake, send a note to the editor at [spokes@mgcarclub.com](mailto:spokes@mgcarclub.com).*



## MG Car Club of Western NY Available Regalia 2022 Catalog



## MG Car Club of Western NY Centre Pins



Note: Key is just to show size

In between meetings feel free contacting Joe B at [blitz7711@gmail.com](mailto:blitz7711@gmail.com)

## MG Car Club of Western NY Centre Pins



50<sup>th</sup> Ann. Badge  
\$20.00



Car Badge \$20.00




Octagon Key Ring  
\$1.50



Embroidered patches  
\$2.50



10" Magnetic Sign \$15.00




Logo w/ ribbon  
\$1.50

Adhesive Stickers  
\$1.50

## MG Car Club of Western NY Centre Bumper Sticker & Coffee Mugs



Coffee Mug \$5.00



Bumper Sticker \$1.00 / 3 for \$2.00



## MG Car Club of Western NY Centre

Port Authority Shirts \$25.00 embroidered



Shirt Sported by our new member Frank DeMarzo  
Frank modeling our NEW Club Shirts for us!



Closeup of Actual Embroidery  
of Logo

Color Choice: Not all colors may be available do to supply chain shortages.  
Feel Free in emailing me if you have a color you want me to check on at [blitz7711@gmail.com](mailto:blitz7711@gmail.com)

## MG Car Club of Western NY Centre

Hats \$25.00 embroidered  
(price goes down the more we order)



Note: This is the Logo we are  
had digitized to fit on the hats.  
It is 2" high

Includes Embroidery: \$25. Delivered

## Club Jackets with our Logo Embroidered



**\$65 Delivered**



**\$75 Delivered**



**\$85 Delivered**

Color Choice: Not all colors may be available do to supply chain shortages.  
Feel Free in emailing me if you have a color you want me to check on at [blitz7711@gmail.com](mailto:blitz7711@gmail.com)

These Jackets are available to see and try on, just contact Joe B at [blitz7711@gmail.com](mailto:blitz7711@gmail.com) or at 585-749-9263.  
We are looking for other examples as well.



**Thiel's import auto service  
and Race Shop**

@ThielsImportAutoServiceAndRaceShop  
Automotive Repair Shop

**14 Saltonstall St, Canandaigua, NY 14424**  
**(585) 394-5580**

Join the Club! Use this form (if you like paper) or go on-line to [www.mgcarclub.com](http://www.mgcarclub.com) and click on:

Join/Renew

☐ New Membership

☐ Renewal

Last Name - Primary Member \*

First Name - Primary Member \*

Email - Primary Member

Birth Month/Day - Primary Member

Last name - Partner

First name - Partner

Email Address

Birth Month/Day - Partner

**You do not HAVE to be on the mail list - but there are many announcements, especially impromptu cruises, that are only announced by way of the list.**

Phone 1 (member or primary) \*

Phone 2 (partner or secondary)

Anniversary month/day (mm/dd)

Street Address \*

City \*

State \*

Zip \*

Put on group email list?

☐ Yes

☐ No

Omit phone/email on distribution list

☐ Yes - omit from list

☐ No - include on list

MG Car Club Western New York Centre  
Membership Application

Annual family membership dues \$30

Make checks payable to:  
MGCC of Western NY

Print and mail form and payment to:  
Membership - MG Car Club  
PO Box 92556  
Rochester, NY 14692





## Classified Ads

*(Please inform the editor when your ad should be removed)*

**For Sale:** 1969 Spitfire Mark III roadster. Barn find after 25 years. Clean title. 1300cc engine runs; Solid body, with some work needed to repaint. Will need the usual brake hoses and hydraulic work. Has wire wheels. Missing its seats and front bumper. Inexpensive starter project for \$1000.

Call George at 585-872-6536

**For Sale:** Miscellaneous XPAG engine parts and 2 hubcaps for MGTD. Intake and Exhaust manifolds. Both cleaned and painted. - \$20

Starter motor. Working but could use a rebuild. Moss Motors gets a \$200 core charge for a new motor. - \$100

Hubcaps are original/not replacement. - \$30

Contact allyn@mgcarclub.com 585-924-5251

**For Sale:** 1973 MGBGT

Solid car with overdrive. In storage for 20+ years

Call Gary: (585) 464-9482

**For Sale:** 1976 & 1977 MGBs, both need work to start them

Contact Claude Fedele @ [sfedele@rochester.rr.com](mailto:sfedele@rochester.rr.com)  
or 585-899-9388

**For Sale:** Edelbrock 4025 Uni-Syn Carburetor Balancing Instrument



\$15.00 or BO. Contact Bill Clicquennoi, Magnolia La, Webster, NY 585-202-5992 [wjc@rochester.rr.com](mailto:wjc@rochester.rr.com)

**FOR SALE:** MG Steering Wheel, Excellent Condition. From 1979 MGB switchout.



\$45 or BO. Contact Bill Clicquennoi, Magnolia La in Webster 585-202-5992 [wjc@rochester.rr.com](mailto:wjc@rochester.rr.com)

**For Sale:** MGB 3-main short block - asking \$250

If interested, contact Dick Powers: [mgahmogca@rpa.net](mailto:mgahmogca@rpa.net)  
or at 585-410-4500.

**For Sale:** Color Wiring Diagrams 11x17 size; many cars to choose from \$17.95. Further details at [www.colorwiringdiagrams.com](http://www.colorwiringdiagrams.com)

**For Sale:** Four (4) spoked wheel rims for an MG (no other information given)  
9580 Big Tree Road, Hemlock NY.

Please call Rhonda at 585-919-9719

**For Sale:** 1978 MGB - 47,000 original miles, been in dry storage the last 8 years. \$8,500 OBO  
Please call Mike Sidell at 585-404-1219



**NEW THIS MONTH! →→→**

## Classified Ads – (continued)

*(Please inform the editor when your ad should be removed)*

---

### **CARS FOR SALE:**

1960 MGA Twin Cam: 18,000 miles, Red with black/red piping interior, Show Quality paint, Raced when new, Right fender replaced with original factory fender. Spare engine block. Asking \$55,000 - offers.

1972 MGB: Restored 10 years ago. BR Green, Wire Wheels, Good tires, Electronic Ignition, Weber Carb, Stainless Exhaust, Good Driver, Needs a little TLC. Asking \$9,000 or best offer.

1971 Datsun 240Z: 55,000 miles, Original Owner, No Rust, No Winters, Bob Sharp slotted aluminum wheels, Good Tires, MSD Electronic Ignition and comes with original ignition. Silver repaint with black interior. Asking \$50,000 - offers.

1979 VW Scirocco: German Specifications, Moon Roof, No Winters, 130K miles, Sport Exhaust, Good Tires, Gold/Beige interior, Runs well. Asking \$10,000 - offers.

Cars are in Western New York. For more information contact Roy Bergman at 716-941-5535.

**FREE:** A nearly complete set of *Spokes* from 1996 – 2016. I have been working on collecting a complete set of *Spokes* and these are now duplicates to me. Dan Suter, [dmesuter@rochester.rr.com](mailto:dmesuter@rochester.rr.com), 585-645-5645

**WANTED:** Any *Spokes* issues from the mid-1970s and earlier. Dan Suter, [dmesuter@rochester.rr.com](mailto:dmesuter@rochester.rr.com), 585-645-5645

### **MGA Parts For Sale:**

Call Dave Bertch at 585-738-4320

### **TIRE AND WHEEL SERVICE:**

Mounting and dynamic balancing of tires on steel and wire wheels for British cars. Powder coating service available. I stock inner tubes and valve stems. Reasonable prices. Many satisfied MGCC members. My equipment is in Webster. Contact George Haynes at [ghaynesTR4@aol.com](mailto:ghaynesTR4@aol.com) or call 585-872-6536

←←← NEW THIS MONTH!

and finally...

... a bit of humor submitted by George Heissenberger. He found it somewhere on the internet. (Maybe it's not intended to be funny. Maybe it's just practical. If you find it practical, you may take this page and enlarge it to any suitable size and print several copies as needed.)



The Official British Leyland Inspection Sheet



1. Place this sheet under your MG's engine. Leave overnight.
2. Remove and inspect this sheet before driving your MG.

-If the MG Logo above is covered in oil drips, check your oil level and top up. Now go for a drive!

-If the MG Logo above is clean, do **NOT** drive your MG! The oil sump is **EMPTY**!

Note: This sheet can also be used with the gear box, rear differential, or anywhere else fluid flows in your MG.